

# High Reliability Power Inductors MS524PYA



- High temperature materials allow operation in ambient temperatures up to 155°C
- Passes vibration testing to 80 G and shock testing to 1000 G
- Exceptionally low DCR – 3.1 mOhm
- Soft saturation makes them ideal for VRM/VRD applications.

**Terminations** Tin-lead (63/37) over copper.

**Core material** Composite

**Weight** 1.0 – 1.6 g

**Ambient temperature** –55°C to +105°C with Irms current

**Maximum part temperature** +155°C (ambient + temp rise).

**Storage temperature** Component: –55°C to +155°C.  
Tape and reel packaging: –55°C to +80°C

**Resistance to soldering heat** Max three 40 second reflows at +260°C, parts cooled to room temperature between cycles

**Moisture Sensitivity Level (MSL)** 1 (unlimited floor life at <30°C / 85% relative humidity)

**Enhanced crush-resistant packaging** 250/7" reel  
Plastic tape: 16 mm wide, 0.4 mm thick, 12 mm pocket spacing, 3.12 mm pocket depth

Part number <sup>1</sup>	Inductance <sup>2</sup> ±20% (µH)	DCR (mOhms) <sup>3</sup>		SRF (MHz) <sup>4</sup>		Isat (A) <sup>5</sup>	Irms (A) <sup>6</sup>	
		typ	max	min	typ		20°C rise	40°C rise
MS524PYA681MSZ	0.68	3.10	3.41	47	59	23	14.3	18.8
MS524PYA102MSZ	1.0	3.81	4.19	37	47	21	12.8	17.3
MS524PYA182MSZ	1.8	5.30	5.83	28	36	18.1	10.5	13.5
MS524PYA222MSZ	2.2	6.00	6.60	24	31	16.4	9.8	12.8
MS524PYA302MSZ	3.0	7.45	8.19	20	26	14.6	9.0	12.0
MS524PYA472MSZ	4.7	13.10	14.40	16	21	10.5	5.3	7.5
MS524PYA562MSZ	5.6	14.46	15.90	16	20	9.9	5.3	7.5
MS524PYA682MSZ	6.8	18.90	20.80	14	18	9.2	5.3	6.8
MS524PYA822MSZ	8.2	24.00	26.40	12	16	8.4	4.5	6.0
MS524PYA103MSZ	10	27.00	29.82	11	14	7.6	3.8	5.3
MS524PYA153MSZ	15	39.77	43.75	8.8	11	5.8	3.4	4.5
MS524PYA223MSZ	22	55.12	60.63	7.2	9	5.6	2.7	3.8

1. When ordering, please specify **screening** code:

**MS524PYA332MSZ**

**Screening: Z** = Unscreened

**H** = Group A screening per Coilcraft CP-SA-10001

**G** = Coilcraft CP-SA-10001 Group A (SLDC Option A)

**D** = Coilcraft CP-SA-10001 Group A (SLDC Option B)

All screening performed to the document's latest revision

Custom screening also available

2. Inductance tested at 100 kHz, 0.1 Vrms, 0 Adc.

3. DCR measured on a micro-ohmmeter.

4. SRF measured using an Agilent/HP 4395A or equivalent.

5. DC current at 25°C that causes a 30% (typ) inductance drop from its value without current.

6. Current that causes the specified temperature rise from 25°C ambient. This information is for reference only and does not represent absolute maximum ratings.

7. Electrical specifications at 25°C.

Refer to Doc 362 "Soldering Surface Mount Components" before soldering.

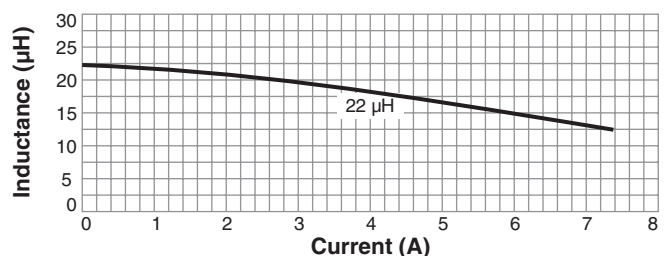
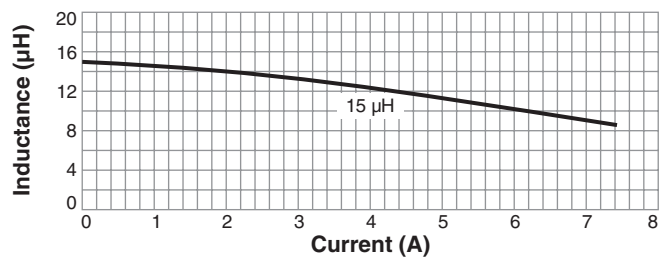
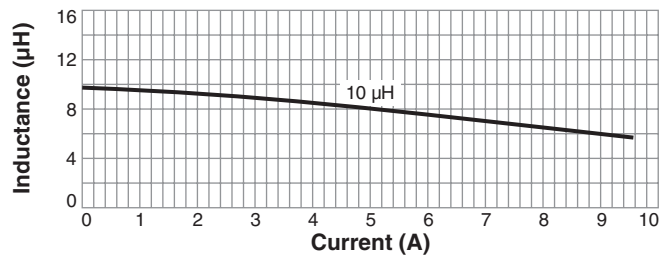
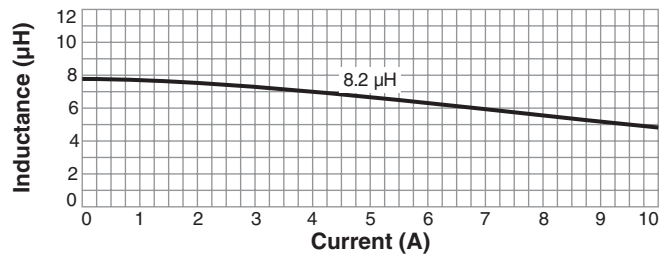
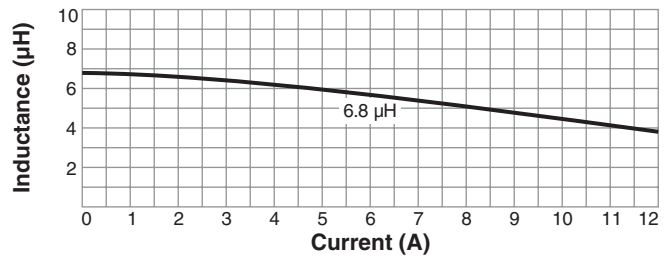
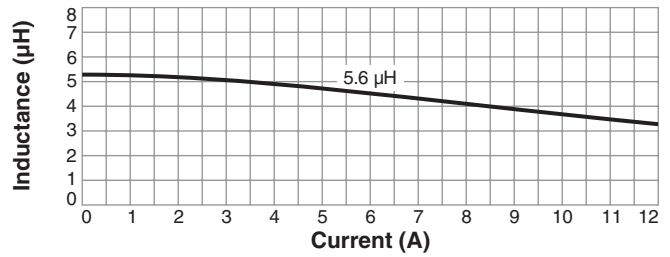
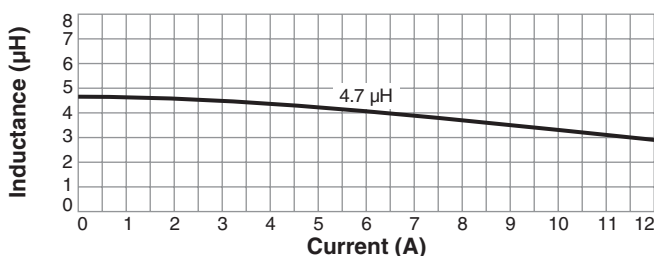
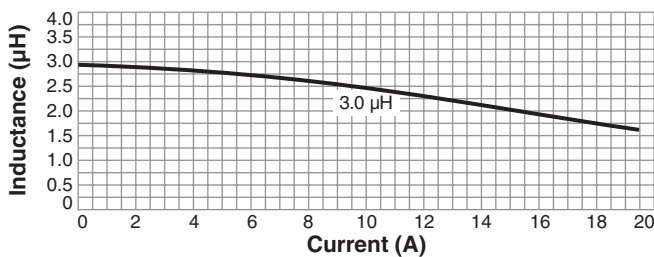
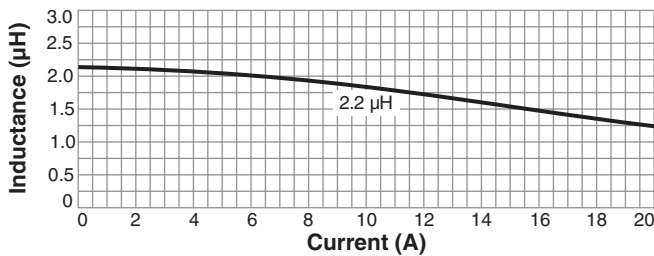
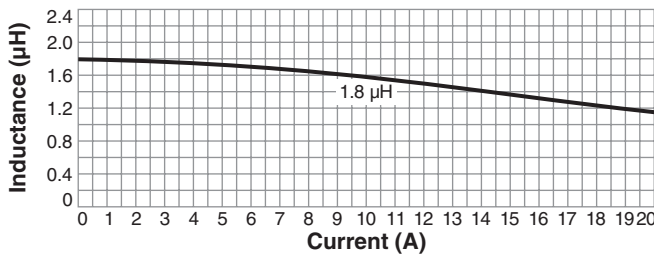
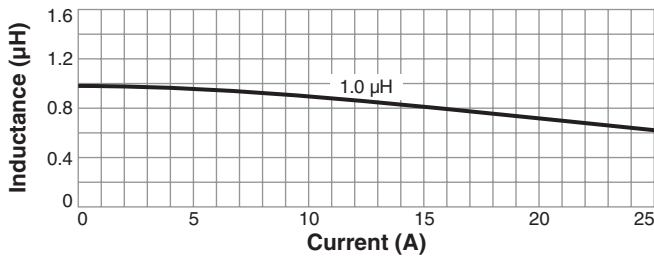
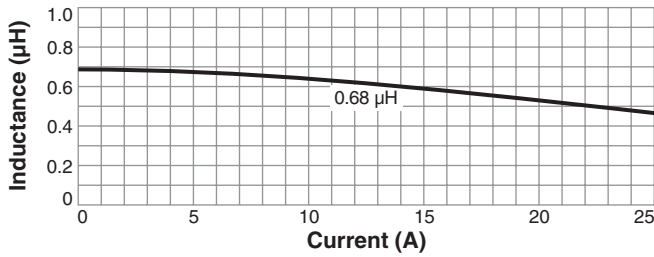
## Irms Testing

Irms testing was performed on a 0.060" thick pcb with 4 oz. copper traces optimized to minimize additional temperature rise.

Temperature rise is highly dependent on many factors including pcb land pattern, trace size, and proximity to other components. Therefore temperature rise should be verified in application conditions.

# MS524PYA Series

## L vs Current



1102 Silver Lake Road  
Cary, IL 60013  
Phone 800-981-0363

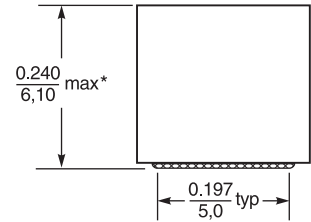
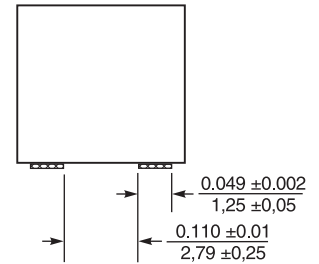
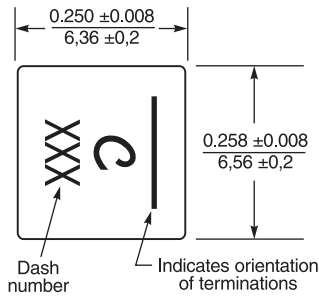
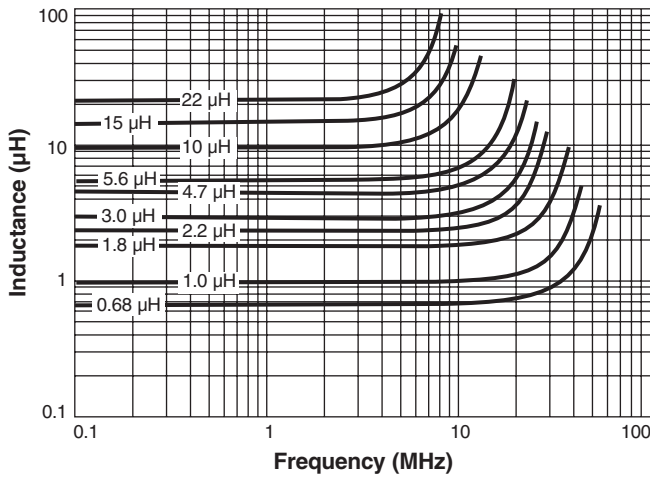
Fax 847-639-1508  
Email [cps@coilcraft.com](mailto:cps@coilcraft.com)  
[www.coilcraft-cps.com](http://www.coilcraft-cps.com)

Document MS799-2 Revised 02/21/23

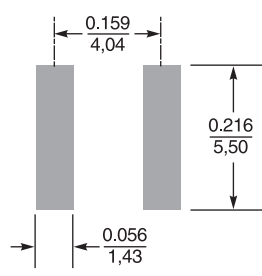
This product may not be used in medical or high risk applications without prior Coilcraft approval. Specifications subject to change without notice. Please check our web site for latest information.

# MS524PYA Series

## L vs Frequency



\* Height dimension shown is for the mounted part after reflow. Dimension before mounting can be an additional 0.008 inch / 0.2 mm.



**Suggested Land Pattern**

Dimensions are in  $\frac{\text{inches}}{\text{mm}}$



CRITICAL PRODUCTS & SERVICES  
© Coilcraft, Inc. 2023

1102 Silver Lake Road  
Cary, IL 60013  
Phone 800-981-0363

Fax 847-639-1508  
Email cps@coilcraft.com  
www.coilcraft-cps.com

Document MS799-3 Revised 02/21/23

This product may not be used in medical or high risk applications without prior Coilcraft approval. Specifications subject to change without notice. Please check our web site for latest information.