


Outgassing Compliant Power Inductors AE515PYA



- High temperature materials allow operation in ambient temperatures up to 155°C
- Passes NASA low outgassing specifications
- Passes vibration testing to 80 G and shock testing to 1000 G
- Tin-lead (Sn-Pb) termination for the best possible board adhesion
- High current and very low DCR
- Soft saturation makes them ideal for VRM/VRD applications.

Core material Composite

Terminations Tin-lead (63/37) over copper.

Weight 0.55 – 0.84 g

Ambient temperature –55°C to +105°C with Irms current

Maximum part temperature +155°C (ambient + temp rise).

Storage temperature Component: –55°C to +155°C.

Tape and reel packaging: –55°C to +80°C

Resistance to soldering heat Max three 40 second reflows at +260°C, parts cooled to room temperature between cycles

Moisture Sensitivity Level (MSL) 1 (unlimited floor life at <30°C / 85% relative humidity)

Enhanced crush-resistant packaging 250 per 7" reel
Plastic tape: 16 mm wide, 0.3 mm thick, 8 mm pocket spacing, 5.21 mm pocket depth

Part number ¹	Inductance ² ±20% (µH)	DCR (mOhms) ³		SRF (MHz) ⁴		Isat (A) ⁵	Irms (A) ⁶	
		typ	max	min	typ		20°C rise	40°C rise
AE515PYA561MSZ	0.56	4.15	4.56	77	96	18.1	10.7	14.3
AE515PYA821MSZ	0.82	5.15	5.66	50	63	14.8	8.9	12.4
AE515PYA122MSZ	1.2	6.16	6.76	43	54	12.9	8.7	11.9
AE515PYA152MSZ	1.5	7.10	7.80	38	48	11.5	8.4	11.6
AE515PYA222MSZ	2.2	9.05	9.95	33	41	9.5	6.8	9.5
AE515PYA332MSZ	3.3	16.90	18.60	27	34	7.4	5.3	7.0
AE515PYA472MSZ	4.7	21.95	24.15	23	29	6.3	4.6	6.2
AE515PYA562MSZ	5.6	23.45	25.80	20	25	5.7	4.0	5.4
AE515PYA682MSZ	6.8	26.75	29.45	17	21	5.4	3.5	4.8
AE515PYA822MSZ	8.2	31.75	34.95	14	18	5.1	3.4	4.6
AE515PYA103MSZ	10	40.90	45.00	12	15	4.6	2.7	3.7
AE515PYA153MSZ	15	69.70	76.70	10	13	3.5	2.2	2.9
AE515PYA223MSZ	22	90.60	99.65	9	11	2.8	1.9	2.6

1. When ordering, please specify **screening** code:

AE515PYA223MSZ

Screening: Z = Unscreened

H = Group A screening per Coilcraft CP-SA-10001

G = Coilcraft CP-SA-10001 Group A (SLDC Option A)

D = Coilcraft CP-SA-10001 Group A (SLDC Option B)

All screening performed to the document's latest revision

2. Inductance tested at 100 kHz, 0.1 Vrms using an Agilent/HP 4192A.

3. DCR measured on a micro-ohmmeter.

4. SRF measured using Agilent/HP 4395A or equivalent.

5. DC current at 25°C that causes an inductance drop of 30% (typ) from its value without current.

6. Current that causes the specified temperature rise from 25°C ambient. This information is for reference only and does not represent absolute maximum ratings.

7. Electrical specifications at 25°C.

Refer to Doc 362 "Soldering Surface Mount Components" before soldering.

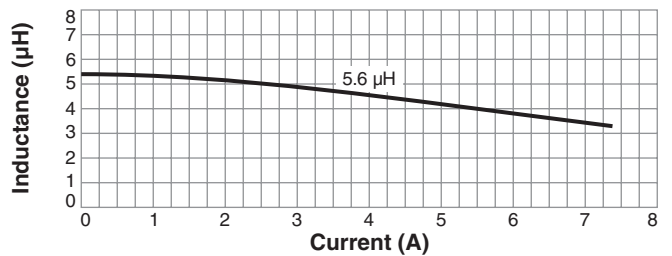
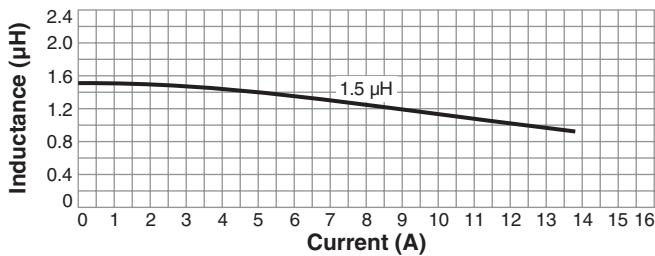
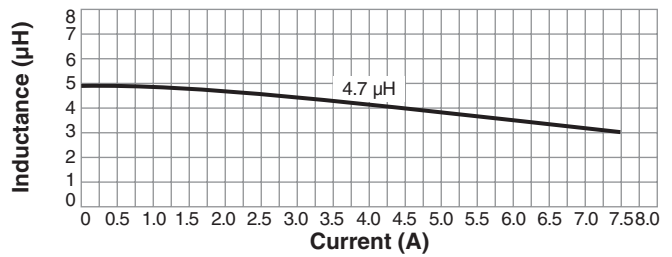
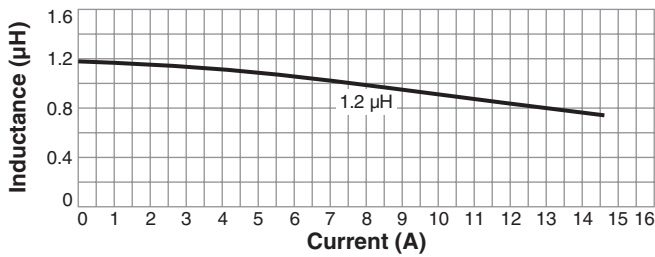
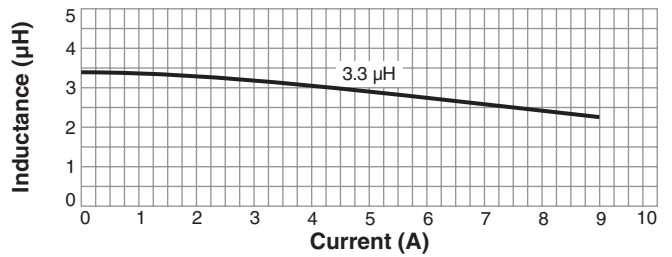
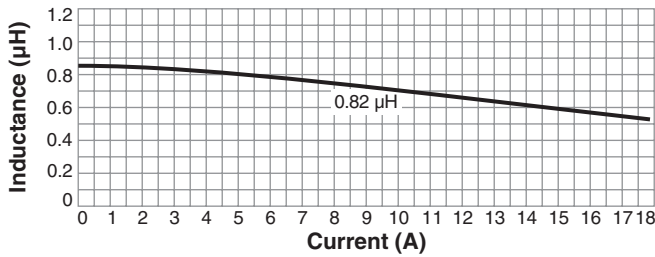
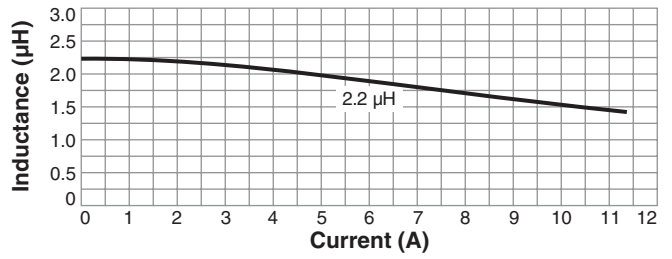
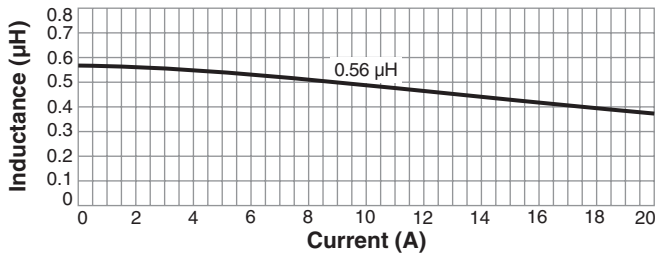
Irms Testing

Irms testing was performed on a 0.060" thick pcb with 4 oz. copper traces optimized to minimize additional temperature rise.

Temperature rise is highly dependent on many factors including pcb land pattern, trace size, and proximity to other components. Therefore temperature rise should be verified in application conditions.

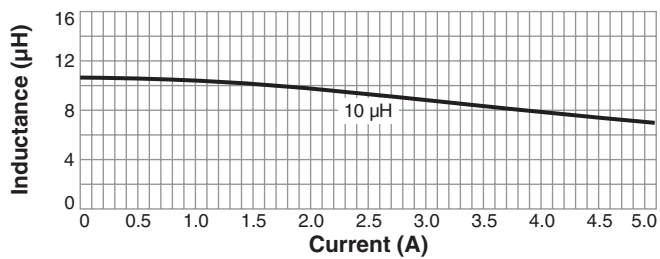
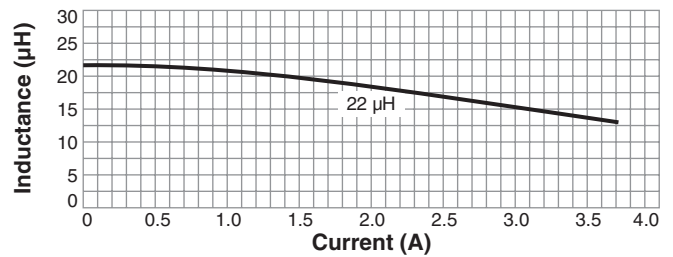
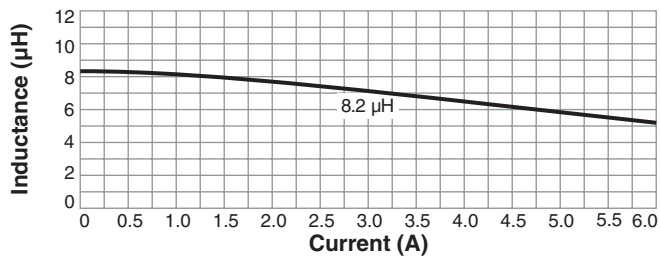
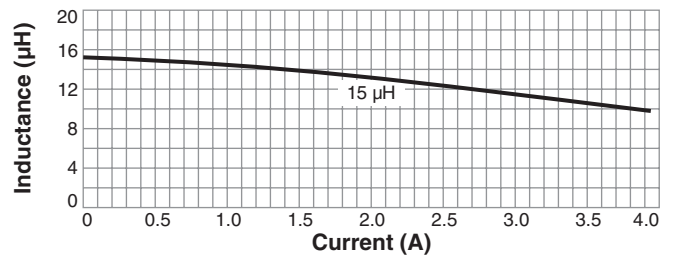
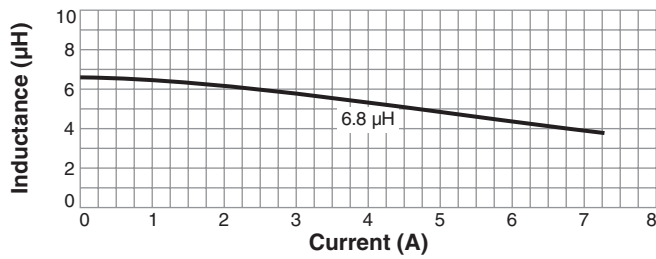
AE515PYA Series (5050)

Typical L vs Current



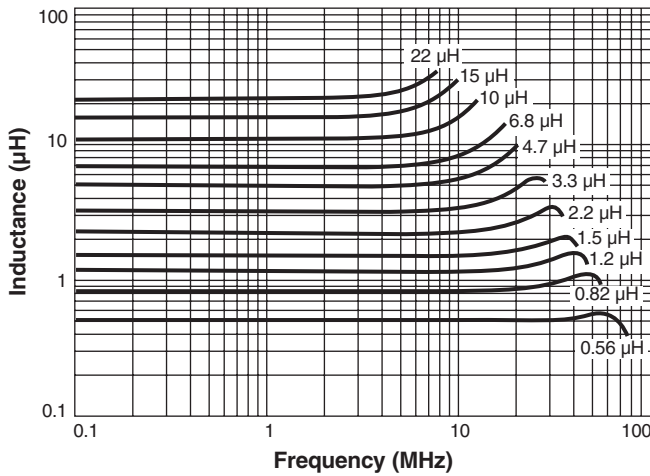
AE515PYA Series (5050)

Typical L vs Current

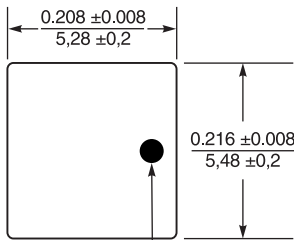
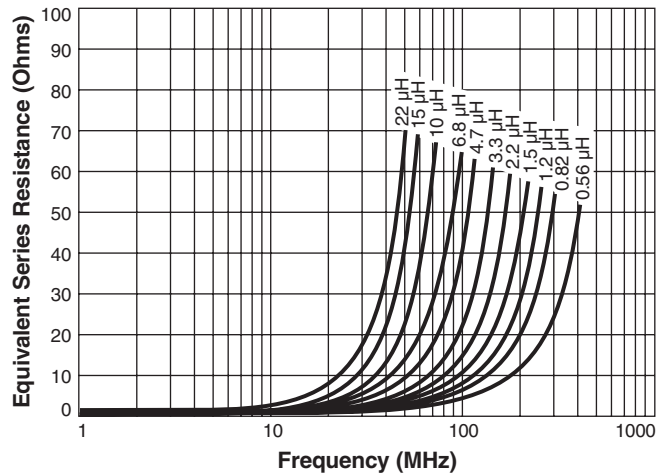


AE515PYA Series (5050)

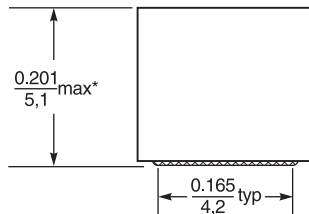
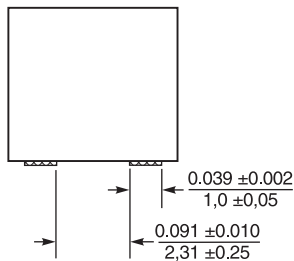
Typical L vs Frequency



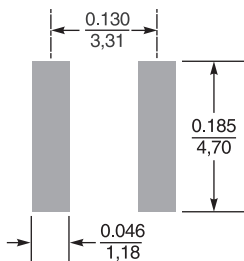
Typical ESR vs Frequency



Indicates direction of terminals and start (short) lead. Connect high dv/dt here for lowest EMI.



* Height dimension shown is for the mounted part after reflow. Dimensions before mounting can be an additional 0.008 inch / 0.2 mm.



Suggested Land Pattern

Dimensions are in inches/mm



CRITICAL PRODUCTS & SERVICES

© Coilcraft, Inc. 2022

1102 Silver Lake Road
Cary, IL 60013
Phone 800-981-0363

Fax 847-639-1508
Email cps@coilcraft.com
www.coilcraft-cps.com

Document AE793-4 Revised 08/26/22

This product may not be used in medical or high risk applications without prior Coilcraft approval. Specifications subject to change without notice. Please check our web site for latest information.